
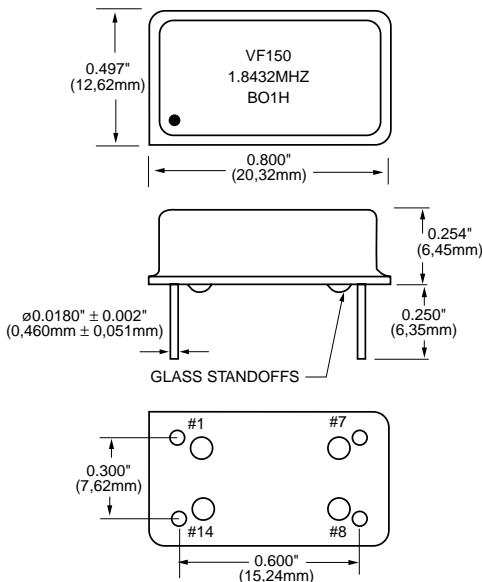


VF150


TTL Compatible
Clock Oscillators

FEATURES

- Tristate Output Available
- Low Cost
- Industrial and Military Temperature Available
- Wide Frequency Range
- Very Low Phase Jitter



All dimensions are typical unless otherwise specified.



Example: VF150A-2G-25MHz: Frequency Stability ±50ppm, Duty Cycle ±10%, Input Voltage 3.3 Volt ±5%, Operating Temperature -40°C to +85°C, Output Non-Tristate, Lead Configuration Straight, Frequency 1.8432MHz.

Parameter	Symb	Condition	Min	Typ	Max	Unit	Note	
Absolute Max. Ratings	Input Break Down Voltage	V _{cc}	-0.5		7.0	V		
	Storage Temp.	T _s	-55		+125	°C		
Electrical	Frequency Range	F	0.2		130	MHz		
	Frequency Stability	ΔF/F	Overall conditions including: calibration, temp., aging 10 yrs., shock, vibration		±100	ppm	1	
	Input Voltage	V _{cc}		4.75 3.15	5.00 3.30	5.25 3.45	V	Std. LV Opt.
	Input Current	I _{cc}	F = 50MHz 15pF, load V _{cc} 5V			40	mA	2
	Load	10 TTL gates or 50pF Max.						
	Duty Cycle		@1.4V	40	50	60	%	3
	Rise/Fall Time	Tr/Tf	0.4V to 2.4V 20% to 80%			4.0	ns	
	Logic "1" Level	V _{oh}	Max Load	0.9V _{cc}			V	
	Logic "0" Level	V _{ol}	Max Load			0.1V _{cc}	V	
	Start-up Time	T _s			2	10	ms	
Phase Jitter		1σ			1	ps	f _j >1KHz	
Tristate Function	Input HIGH (>2.5V) or floating: Input LOW (<0.5V):		ACTIVE INFINITE IMPEDANCE					
Enable Time					100	ns		
Environmental and Mechanical	Operating Temperature Range	0°C to +70°C (-40°C to +85°C, -55°C to +125°C available)						
	Mechanical Shock	Per MIL-STD-202, Method 213, Cond. E						
	Thermal Shock	Per MIL-STD-883, Method 1011, Cond. A						
	Vibration	Per MIL-STD-883, Method 2007, Cond. A						
	Soldering Conditions	260°C, for 10s, Max.						
Hermetic Seal	Leak rate less than 5 x 10 ⁻⁸ atm.cc/s of helium							
Electrical Connections	Pin Out	Pin #1-Tristate Control or N/C Pin #3-Output		Pin #2-Ground, Case Pin #4-V _{cc}				

Notes:

1. Standard frequency stability (±20, ±25, ±50, others available).
2. Current is load and frequency dependent.
3. Tighter duty cycles available.

All specifications are subject to change without notice.